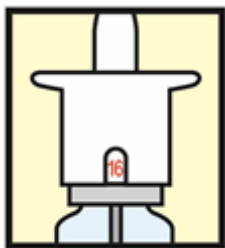
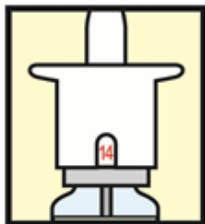


Dose Checking

The number displayed on the dose counter window changes as you use the nasal spray. It indicates the number of puffs you have already used. The spray is guaranteed to deliver at least 14 metered doses.



The red 16 shown on the dose counter window means that the nasal spray is used up. It is normal to have some liquid left in the bottle.

Precautions

- NEVER shake the nasal spray bottle as this could cause air bubbles, which may affect the dose.
- Tell your doctor if you experience any discomfort (irritation) in your nose while you are using the nasal spray.

Storage

Unopened Miacalcic® nasal spray must be stored at 2 to 8°C. Do not freeze.

Once opened, it should be kept at room temperature (below 25°C) and used within 4 weeks.

Keep the bottle upright at all times.



This guidance is for reference only .

You should always follow your doctor's instructions.
Check with your doctor or pharmacist if you have any questions.

Do not share your medications with other people.

如有任何查詢，歡迎聯絡我們
For enquiry, please feel free to contact us

藥劑部
Pharmacy

地址: 香港銅鑼灣東院道2號 聖保祿醫院

Address: St. Paul's Hospital

No. 2, Eastern Hospital Road, Causeway Bay, Hong Kong

電話 Tel: 2830 3725

網址 Website: www.stpaul.org.hk



Ref. No: PHAR-01

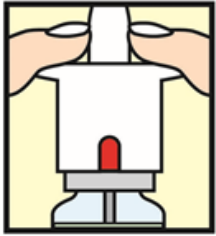
Ver.5 Updated: 03/2025

How to use Miacalcic® Nasal Spray

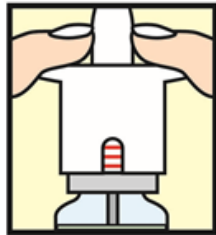
藥劑部
Pharmacy



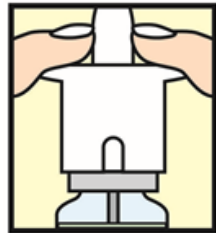
Preparing a new nasal spray bottle for use



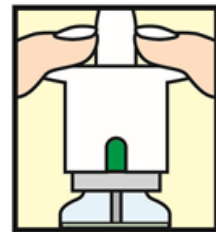
Remove the protective cap. Hold the nasal spray upright and press down firmly on the pump for 3 times.



On the first press, the dose counter shows red bands.



On the second, it turns white.



On the third, it becomes green. Now the new spray is ready to use.

Proper use of Miacalcic® nasal spray

- 1 When using a new bottle of Miacalcic® nasal spray, take it out of the fridge and leave it at room temperature to warm up.



- 2 Clear your nostrils.

- 3 Wash your hands thoroughly.

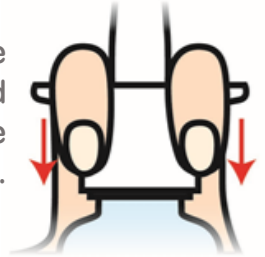


- 4 Remove the cap and hold the spray with one hand. Do not shake.

- 5 Slightly tilt your head forward. Place the nozzle of the nasal spray into one nostril and close the other nostril with your finger. Point the nozzle toward the outer side of the nostril and away from the middle of your nose.

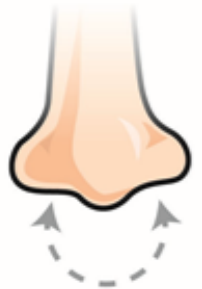


- 6 Press down the pump firmly and rapidly to spray one puff into your nostril.



- 7 Remove the nasal spray and breathe in deeply through your nose. This helps to keep the solution in your nose.

- 8 Spray into alternate nostril each time to reduce irritation and enhance drug absorption.



- 9 Clean the nozzle with tissue paper and recap the bottle.